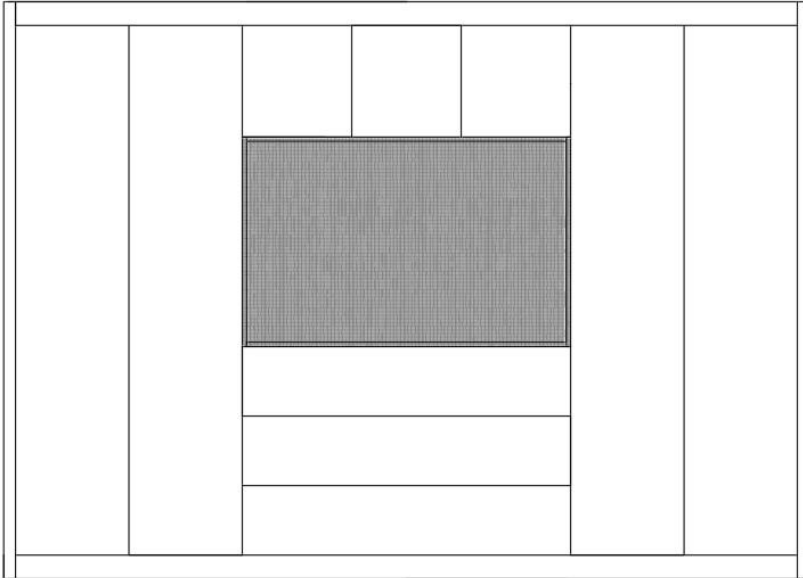
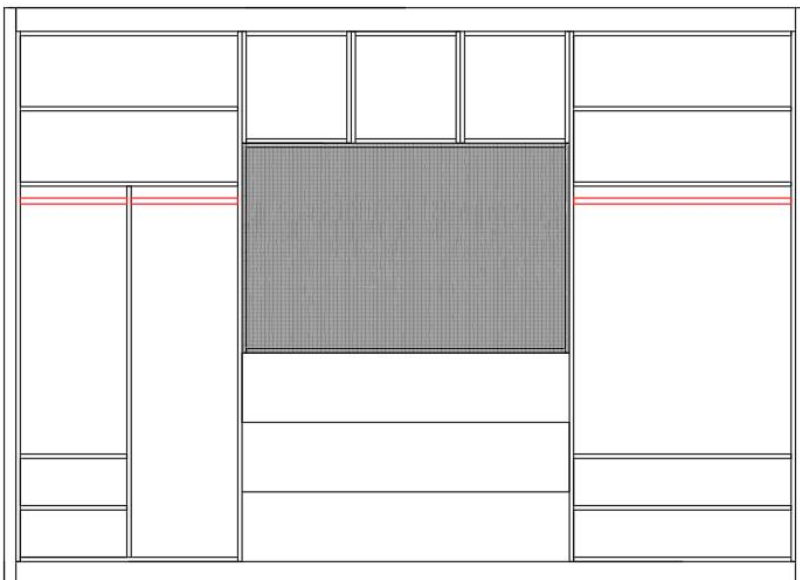


# BATEMAN INTERIORS

CARPENTRY & JOINERY SPECIALISTS




- Wardrobe to be 3400mm long from r/h/s wall.
- To be fully built in floor to ceiling.
- Flat panelled black doors and drawer fronts.
- 3 drawers on soft close runners.
- 3 small doors on push to open catches.
- Handles on other doors and drawers to be supplied by client.
- TV alcove opening to measure 1350mm wide x 850mm high x 400mm deep.



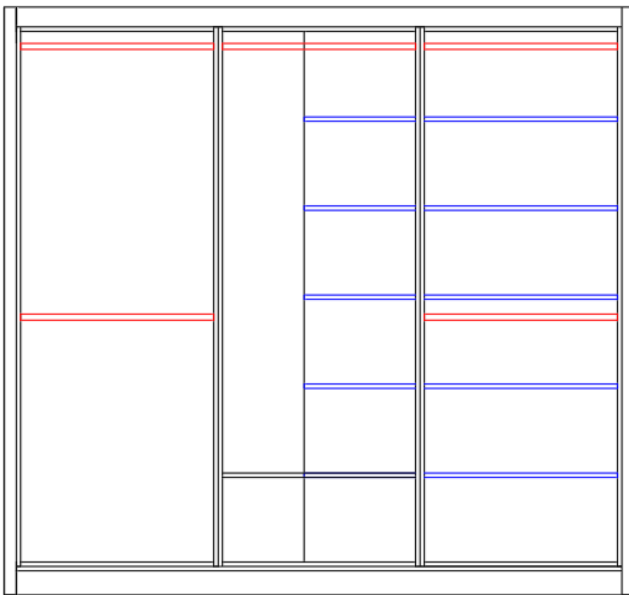
- Top shelf openings to be 300mm high.
- Bottom shelf opening to be 200mm high.
- Hanging rails to be around 1650mm high from the floor (hanging rails shown in red)
- All internals to be made out of dark grey wood effect melamine board as chosen.
- TV alcove to be made out of grey concrete effect melamine as chosen.

# BATEMAN INTERIORS

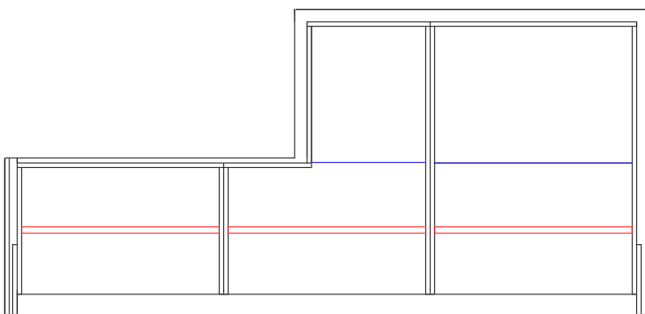
CARPENTRY & JOINERY SPECIALISTS



- Wardrobe to be 2600mm long from r/h/s wall.
- To be fully built in floor to ceiling.
- Shaker style sliding doors with 60mm rail widths.
- All externals to be Neptune driftwood.
- All internals to be grey concrete effect melamine.
- Mirror supplied and fitted on 2 x end doors.
- Mirrors to be around 2040mm x 710mm
- Client to supply handles.




- Left and right cupboard to have double hanging
- Middle cupboard to have single hanging and to be built around alcove space. (to be 'L' shaped behind the door)
- Hanging rails shown in red.
- Blue shelves behind the hanging rails in the extra deep space.
- Shelves to have 350mm gap between each shelf.
- All internals to be made out of dark grey wood effect melamine board as chosen.



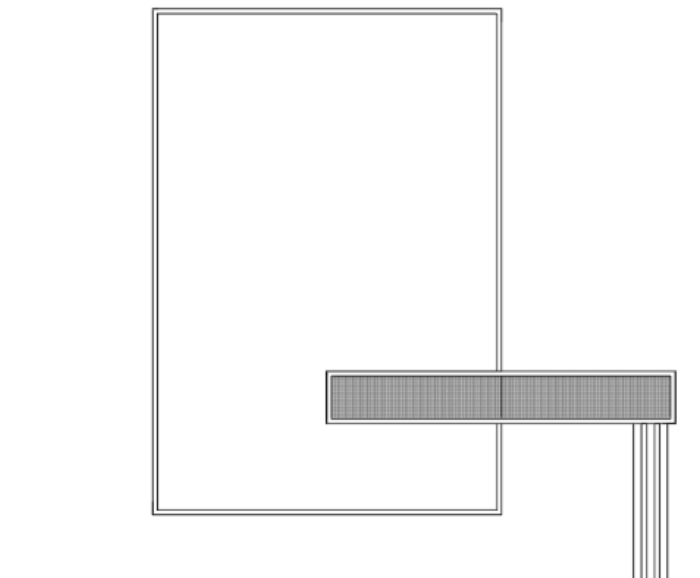
- Plan view of wardrobe showing how it fits into the alcove space.
- Blue indicated shelves behind hanging
- Shelves to be around 550mm deep

# BATEMAN INTERIORS

CARPENTRY & JOINERY SPECIALISTS



- Chest of drawers to be 1200mm high x 1500mm wide x 550mm deep from back wall.
- Drawer fronts to be grey concrete effect melamine as chosen.
- Sides and top to be sprayed black
- Internals of cupboard and drawers to be made out of dark grey wood effect melamine as chosen.
- Top drawers on either side to be 100mm tall internally with removable drawer dividers.
- Drawer dividers to be sprayed black
- All other drawers to be around 250mm tall internally



- Dressing table to be 2000mm overall length including mirror.
- Mirror to be 1900 high x 1300 wide.
- Mirror to be offset off the wall to allow a lighting strip behind – lighting strip to be supplied by others.
- 18mm black
- Desk to be 800mm high from floor, 1335mm long and 400mm deep from wall.
- Desk to be sprayed in all black throughout externals.
- Drawer fronts to be in grey concrete effect melamine.
- Internals of desk to be dark grey wood effect melamine
- 2 drawers on push to open drawer runners.
- Feature leg support on r/h/s of desk to be sprayed black.



**BATEMAN INTERIORS**

CARPENTRY & JOINERY SPECIALISTS

